


# STEEL LOOK

**aliplast**  
aluminium systems



**window and door systems**



## Steel Look

- window and door system with thermal insulation, featuring smooth and slim profile line
- the specific shape of the profile (resembling steel profiles) gives the structure a modern industrial character
- Steel Look is a system distinguished on the market by its unique design
- wide range of colours – RAL palette (Qualicoat 1518), textured colours, Aliplast Wood Colour Effect – wood-like colours, Aliplast Loft View – colours imitating stone surfaces (Qualideco PL-0001), anodised colour (Qualanod 1808), bi-colour

## window and door systems

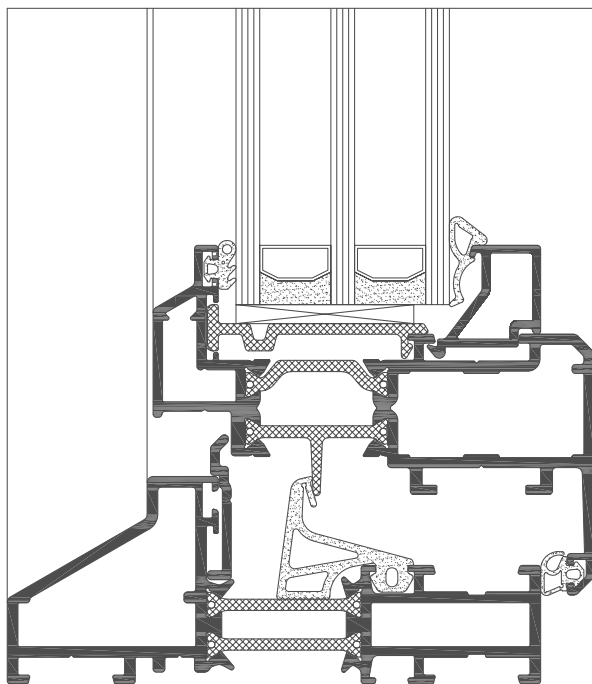
### technical specification

system	material	depth of frame	depth of sash	glazing range	type of windows	door type
ST 1000	aluminium / polyamide	90 mm	74.4 mm	5 to 43 mm	fixed glazing fix, turn-only, tilting	turn-only, balcony type

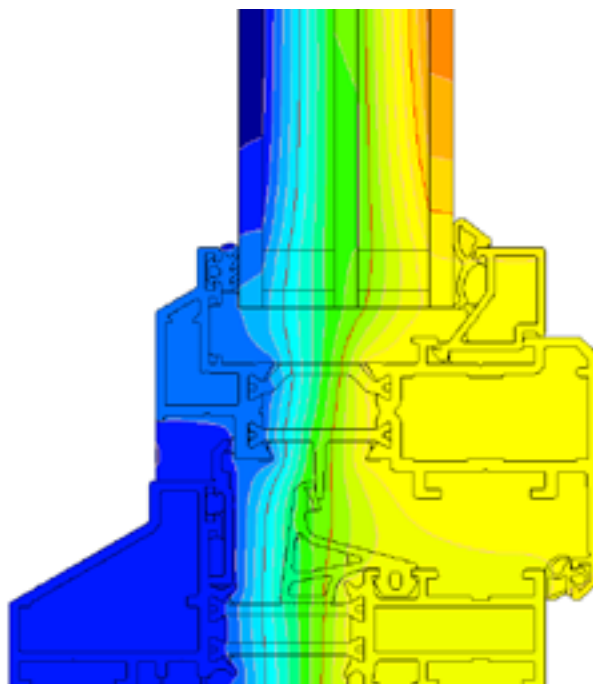
### performance

system	thermal insulation Uf*	air permeability	windload resistance	watertightness
ST 1000	Uf from 1.85 W/m <sup>2</sup> K	Class 4; EN 12207	Class 7A (300 Pa), EN 12210	Class C4 (1600 Pa); EN 12208

\* Thermal insulation is dependent on a combination of profiles and thickness of the filling



cross-section of the ST 1000 window (ST1010 + ST1020)



example isotherm arrangement for the ST 1000 system (ST1010 + ST1020)